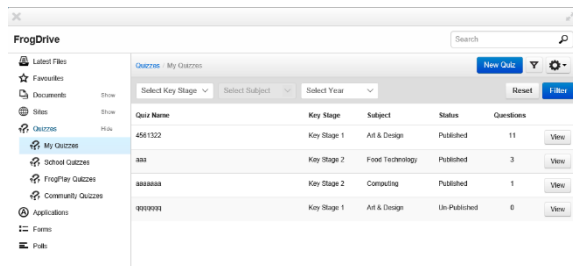



From the navigation bar, click on  to open FrogDrive.

We are going to create a new exercise as an end of topic test or as an 'exam' using selected questions from other exercises.



a) Click  **Quizzes** on the left side

b) Click 

New Quiz Details

Quiz Name: *

Key Stage: *

Subject: *

Year:

Instructions:


Optional File:

c) Give the Quiz a title.

This is what learners will see in the list so make sure it makes sense.

d) Choose a Key Stage and Subject and complete any additional fields (optional) such as Year and Topic.

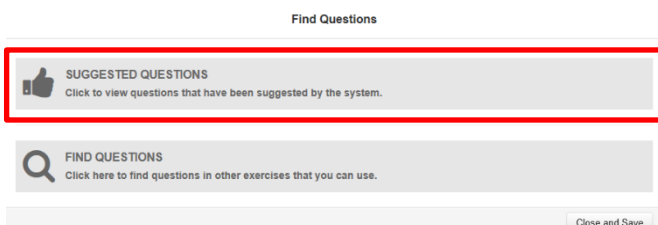
You can upload an external resource for use with the exercise and leave optional instructions such as 'Read this letter and answer the questions in the quiz'.

e) When you have completed, click 



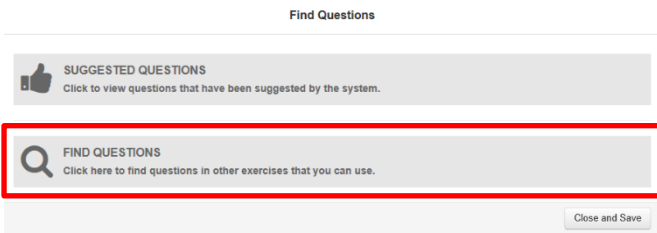
This is normally where you would start to enter new questions. However, we are going to use existing questions to make the new exam or test.

Click on 'Find Questions'



'Suggested Questions' will look at the text inside any existing questions and suggest other questions to you based on the keywords you have already typed.

NOTE: If you have typed 3-4 questions in about 'circles' so far it should suggest questions about circles. We cannot guarantee that every suggested question will fit exactly with the topic you are trying to create but they will contain the same key words. You can decide to include them or not.




'Find Questions' will let you browse through other specific exercises to 'cherry pick' out the exact questions you want.

Click on 'Find Questions'

Either search for the name of a specific exercise or use the filters to find it.

You can browse through the questions using the **Next** and **Previous** buttons.

Click  to add that specific question to your exercise.

Continue until you have finished adding all the questions from that exercise and then use the filters to find the next exercise to 'cherry pick' from.

NOTE: You can create the new test or exam using only questions from other exercises or you can still type in some of your own too using the standard tools.

Publish the exercise in the normal way so that it is accessible by your students.

