



From the navigation bar, click on  followed by



Name	Creator	Users	Quiz	From	To	
Circles	User: Teacher	1	1	13th Nov 2014 01:20 pm	14th Nov 2014 03:00 pm	🔍 ✖ 🗑
Adding Fractions	User: Teacher	1	2	13th Nov 2014 10:21 am	14th Nov 2014 03:00 pm	🔍 ✖ 🗑
Area of a rectangle	User: Teacher	1	3	24th Oct 2014 05:35 pm	25th Oct 2014 03:00 pm	🔍 ✖ 🗑
2D shapes	User: Teacher	1	3	24th Oct 2014 09:00 am	Wed, 31st Dec 03:00 pm	🔍 ✖ 🗑

4 results

Homework/Tasks that are highlighted have expired

This will take you to the homework page where you can see all existing allocated tasks. From here you can edit them, view results or remove them.

To create a brand new assignment task, click

[Add Assignment](#)

Stage 1: Creating the assignment

1. Homework Details

Title *

Available From * 12-11-2016 21:23:51

Deadline * 13-11-2016 15:00:00

Time Limit

Exercise Limit No Limit

Per Question Limit seconds

Set as Exam

Set this assignment again in Don't set again

2. Select Students

3. Add Exercises

Set as Exam

Set this assignment again in

2. Select Students

3. Add Exercises

- Don't set again
- 1 day
- 2 days
- 3 days
- 4 days
- 5 days
- 6 days
- 1 week
- 2 weeks
- 3 weeks
- 4 weeks
- 5 weeks
- 6 weeks
- 7 weeks
- 8 weeks

a) Give your Assignment a suitable name. You can also set the dates and even times from and to.

These dates can be in the future meaning you can allocate future tasks that will only become available between the dates specified.

b) You can set an optional time limit for the whole exercise or per question to restrict how long the students are permitted to take in any one attempt.

Potentially of use when preparing for exams!

c) You can also choose to 'Set as Exam' which removes the game, removes right/wrong feedback and removes retries on questions.


d) If this is a core topic that you need to make sure the students have truly understood and retained, you can quickly set the exact assignment again using options in the drop down.

Stage 2: Selecting who will receive the assignment

2. Select Students


Search Years Class Form Group


a) Using the filters, select the Year, Class, Form or Custom Group
 Custom groups can be very useful for differentiation and sub-dividing classes for ability

b) All learners within the selection will be added automatically. To refine the selection click on 


To assign work to a class, form or group use the selectors above. Then to adjust the selected students, click the Edit Student List button


2. Select Students

Search Year 7 Class Form Group 

Search: 

Allen, Alyssa
Allen, Kitty
Allen, Sophie
Baker, Alex
Baker, Cassia
Baker, Casey
Baker, Harney
Baker, Jack



4 


Allen, Daniel
Allen, Faye
Allen, Lewis
Allen, Oliver


c) You can also search for an individual using the text search.











Search...

Stage 3: Details of the assignment / task

3. Add Exercises

Search 


Key Stage 2 English  Year

Quiz	Creator	Q's	Lesson	View
<input type="checkbox"/> Year 2 adverbs (Advanced) (Year 3)	I am learning	27		
<input type="checkbox"/> Year 2 adverbs (Beginner) (Year 3)	I am learning	26		
<input type="checkbox"/> 'r' or 're' (Year 3)	I am learning	25		
<input type="checkbox"/> 'r' ending (Year 3)	I am learning	28		
<input type="checkbox"/> 'ugh' words (Year 3)	I am learning	30		











d) Using the filters, select the Key Stage and Subject
 In certain subjects you can also filter on topics and year.

You can also view exercises created by other teachers in the content community by changing the last drop down filter (defaults to FrogPlay).


3. Add Exercises



Search 

Key Stage 2 English FrogPlay Year

Quiz	Creator	Q's	Lesson	View
<input type="checkbox"/> Year 2 adverbs (Advanced) (Year 3)	I am learning	27		
<input checked="" type="checkbox"/> Year 2 adverbs (Beginner) (Year 3)	I am learning	26		
<input type="checkbox"/> 'r' or 're' (Year 3)	I am learning	25		
<input type="checkbox"/> 'r' ending (Year 3)	I am learning	28		
<input type="checkbox"/> 'ugh' words (Year 3)	I am learning	30		

e) Click the check box to select an exercise

You will notice a  against the exercise. You can choose more than one.

f) Click  to assign from there or click on  to choose which questions and how many questions are set.

Stage 4: Advanced setting (optional)

English booster

12th Nov 21:23:51 - 13th Nov 15:00:00

This homework contains 1 exercise and is set to 4 students.

Use these tools to set more or less than 20 questions to your students. A set of questions have already been selected for you from the bank in this exercise or you can manually pick the questions yourself. Click on a question to select/deselect

'How' adverbs (Beginner)

Currently 20 questions will be picked at random from a bank of 26

Change

Click here to manually select questions.

Back

Finish

- a) By default, FrogPlay will select 20 questions from the bank. If you wish to set more or less than 20 questions you can click [Change](#)

- b) You can now drag the slider to choose how many questions you wish the students to undertake.

Please Note, for best experience we recommend staying with 20 as some games do not perform as well with more or less than 20 questions selected.

'How' adverbs (Beginner)

Click here to manually select questions.

Questions picked: 20

26

The selected questions are highlighted below, click on the question to select/deselect.

Deselect All

- c) If you wish to manually select which questions are set to the students you can do so here.

Highlighted questions framed in green will be set to the student.

<p>Read the text carefully then drag the words that end with 'LY'.</p> <p>Matthew looked at Peter crossly. He thought Peter had acted carelessly. He should have chosen the team more thoughtfully. Still, it was too late now, the game was about to start. The players ran out. The crowd cheered excavantly.</p> <p>Incorrect "Dummy" Answers (Optional)</p> <p>There are no optional dummy answers for this question</p>	<p>Read the text carefully then drag the words that end with 'LY'.</p> <p>Caroline watched the kick-off excitedly. She followed her team closely and collected stickers. She was fashionably dressed, but she didn't wear her team's colours. She thought it was awfully expensive to keep buying the new strip and she couldn't realliv afford it.</p> <p>Incorrect "Dummy" Answers (Optional)</p> <p>There are no optional dummy answers for this question</p>
<p>Complete the sentence correctly:</p> <p>Matthew looked at Peter crossly.</p> <p>Incorrect "Dummy" Answers (Optional)</p>	<p>Complete the sentence correctly:</p> <p>He thought Peter had acted carelessly.</p> <p>Incorrect "Dummy" Answers (Optional)</p>