
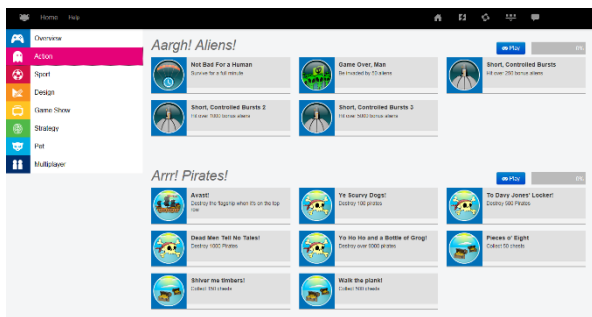


From **The Student Room**, click the **book on the windowsill** OR click on the  on the **Navigation bar** followed by the Achievements icon



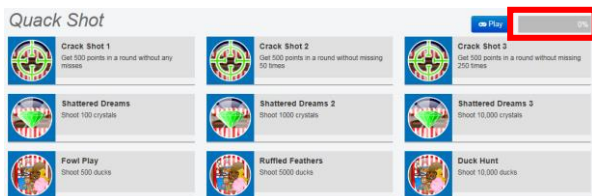
Achievements can be earned in most of the games and provide additional challenges to complete the games in a certain way to earn them.

Stage 1: Viewing your Achievements

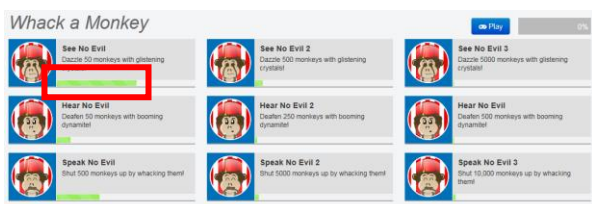


Each category of games have sets of achievements.

- Select the game category and you will see the Achievements available to earn.

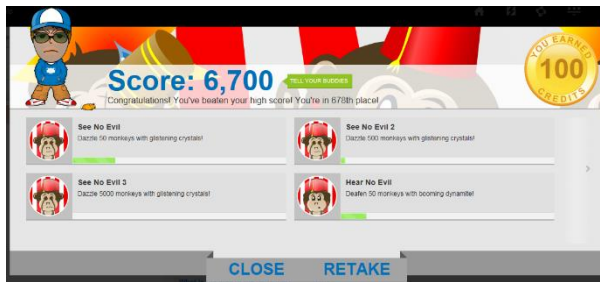


- For each game you will see the percentage of Achievements you have earned in the top right corner.



- If you have not yet earned an Achievement you will see your progress towards them indicated as a green bar.

Stage 2: Earning your Achievements



Achievements are earned in the games. As well as setting your top score, you will also make progress towards various Achievements as you play.

In this example, progress has been made towards several of the Achievements – various levels of See No Evil, and some towards Hear no evil too.

There are even a set of Achievements not relating to games. These can be earned for time spent, which subjects you have completed, various special days you have logged in on, creating your avatar etc.